

Using *i-Ready* with English Learners



When the teacher asks me questions in class, I can answer because I do i-Ready. It gives me the practice and information that I need.

—English Learner, Sarasota School District

English Learners (ELs) are a diverse group. They represent a broad spectrum of learning backgrounds, experiences, and communities. This is a powerful asset to any classroom, and it's important to support these students well.

There's a lot that you can do! From building on student strengths to using strategic scaffolds during instruction, there are many best practices that not only support ELs, but can also benefit all students in your classroom.

Look inside for tips and tools to help support ELs with *i-Ready*!



Tips and Tools for Supporting English Learners





Resources marked with this icon are waiting for you on [i-Ready Central!](#)

Analyze Data with EL Needs in Mind

i-Ready Diagnostic and Personalized Instruction reports provide robust data about individual students' areas of strength and growth. This helps inform the supports they need. *Examples:*

- Look for and **highlight students' areas of strength** so you can leverage them in instruction.
- **Use individual and small group instruction to address students' areas for growth** while continuing to build on strengths and grade-level content knowledge.
- When applicable, **pay attention to Foundational Skills in Reading**. Research shows that long-term English Learners may benefit from additional instruction in this area.


 [Data Analysis Guide](#)

 [Monitoring and Responding to Personalized Instruction](#)

Set Goals with Your ELs

Support English Learners to set both language development and content-specific goals for themselves. *Examples:*

- **Involve students in the process** and teach them how to track their own data.
- **Revisit and update goals regularly** so students can recognize their own growth, moving their goals forward as they do so.

 [Setting Goals with Students Guidance](#)

Leverage Personalized Instruction

i-Ready Personalized Instruction meets students where they are to provide appropriate support. This means English Learners can benefit from direct instruction around foundational literacy skills, such as phonics and word recognition. *Example:*

- **Continue to build Foundational Skills and grade-level understanding** of core concepts during whole group and small group instruction.


 [Data Chats](#)


 [Data Trackers](#)

Implement Best Practices of EL Instruction

Many of the instructional best practices that support English Learners will also benefit the rest of your class. All students, including English speakers, are academic English Learners and benefit from similar instructional scaffolds. *Examples:*

- **Plan identity-affirming experiences** and incorporate culturally responsive pedagogy.
- **Support academic language development.**
- **Provide visual supports.**
- **Allow multiple opportunities for discussion.**


 [Vocabulary Words List](#)

 [High-Frequency Words List](#)


Recognize and Celebrate Growth

Celebrating growth with individual students, as a class, and with families is a powerful way to nurture student success. *i-Ready* helps motivate students by making progress apparent and keeping data top-of-mind. *Example:*

- **Ask students how they want to be celebrated**, and let this inform your incentives.

 [Planning for a Student Data Chat](#)

 [Certificates](#)

 [i-Ready Family Center](#)



Instructional Best Practices That Support Academic Language Development

Integrate Vocabulary Instruction

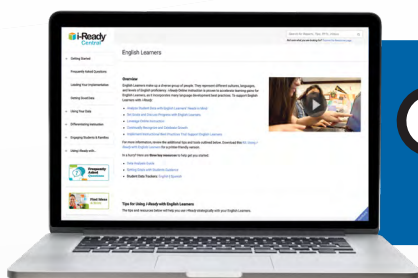
Direct and explicit vocabulary instruction and practice in multiple contexts is essential for English Learners. Have students maintain vocabulary journals during *i-Ready Personalized Instruction* in which they track key terms, phrases, definitions, and strategies for using new words in discussion and writing.

Support Discussion

Small group and partner discussions are great opportunities to facilitate academic conversations so English Learners can interact with language in authentic ways. Provide sentence frames and starters, plan cooperative activities, and help students organize their thinking with graphic organizers.

Provide Visual Support

English Learners benefit from visual cues and supports during instruction. Pairing visual aids with written and spoken instruction can help make content comprehensible for students who are acquiring English. Consider incorporating photos, films, cartoons, and pictures to help illustrate meaning.



Find More Tips and Get Inspired

Find even more tips, tools, and resources to help implement *i-Ready* with English Learners at [i-ReadyCentral.com/EnglishLearners](https://www.i-Ready.com/EnglishLearners).

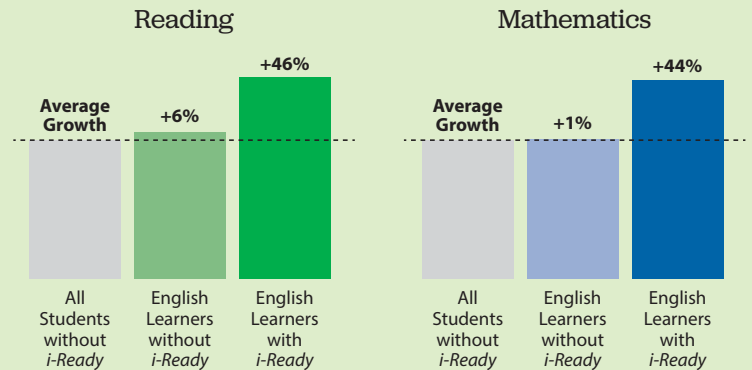
i Learn How *i-Ready* Supports English Learners

The Results Are In

Research based on data from nearly one million students who took the *i-Ready Diagnostic* in the 2017–2018 academic year found that students who received *i-Ready Personalized Instruction* experienced greater gains than students who did not receive *i-Ready Personalized Instruction* across all grades and subjects.

A subgroup analysis of English Learners, including nearly 87,000 students in Reading and 83,000 students in Mathematics, found a **greater impact on learning gains among English Learners receiving *i-Ready Personalized Instruction*** compared to those not receiving *i-Ready Personalized Instruction*.

English Learners using *i-Ready Personalized Instruction* show remarkable growth.



For more information, see CurriculumAssociates.com/ProvenForELs.

Top Ways *i-Ready* Supports English Learners

✓ Generates High-Impact, Easily Accessible Data to Inform Instruction

Data from the *i-Ready Diagnostic* provides detailed information about each student's strengths and needs.

✓ Promotes Access and Engagement

i-Ready Personalized Instruction helps English Learners by providing support that each student needs, including foundational reading skills.

✓ Helps Motivate Students with Personal Success

The strategic scaffolds in *i-Ready Personalized Instruction* allow students to access the material, while the student dashboard helps them track progress and take ownership of their learning.

✓ Integrates Strategic Scaffolds and Supports Academic Language Development

i-Ready Personalized Instruction incorporates instructional practices that support English Learners.

- **Visual scaffolds and multiple representations** help students access the content.
- **Flexible audio** means that passages, directions, questions, and answers can be played aloud as many times as needed, helping English Learners connect printed and spoken language.
- **Explicit and direct instruction** gives students the opportunity to purposefully practice skills while receiving direct and timely feedback.
- **Vocabulary supports** provide word-learning strategies, such as analyzing context and recognizing prefixes, suffixes, and base words.
- **Strategic instructional supports** include language frames for activities, visuals and graphics, models, and guided instruction.



For Spanish speakers, *i-Ready* offers specific instruction and scaffolds—including vocabulary, cognate support, definitions, and background information for reading passages—in Spanish.



Supporting English Learners Action Plan

Use the chart below to create your action plan for supporting English Learners with *i-Ready*.

Tips	Suggested Next Steps	Notes
Analyze Data with EL Needs in Mind	<input type="checkbox"/> Analyze data for areas of strength that you can leverage in instruction. <input type="checkbox"/> Use data to prioritize next steps in instruction. <input type="checkbox"/> Review Foundational Skills in Reading. <input type="checkbox"/> Other:	
Set Goals with Your ELs	<input type="checkbox"/> Set language development and content-specific goals with ELs that focus on growth. <input type="checkbox"/> Provide sentence frames and starters so students can actively participate in goal-setting and data-tracking activities. <input type="checkbox"/> Check progress against goals with students, using data chats and trackers. <input type="checkbox"/> Other:	
Leverage Personalized Instruction	<input type="checkbox"/> Ensure students participate in Personalized Instruction for the recommended range of 30–49 minutes per subject each week and maintain more than 70% of lessons passed. <input type="checkbox"/> Provide guidance for note-taking during Personalized Instruction. <input type="checkbox"/> Monitor progress in online lessons and engage students in small group and whole class instruction that builds on what they’ve learned and what they need. <input type="checkbox"/> Other:	
Implement Best Practices of EL Instruction	<input type="checkbox"/> Leverage students’ background knowledge, experiences, and insights. <input type="checkbox"/> Integrate strategic scaffolds so students can access rigorous, grade-level content. <input type="checkbox"/> Incorporate identity-affirming experiences and culturally responsive pedagogy into lessons. <input type="checkbox"/> Support academic language development. <input type="checkbox"/> Provide sentence frames and starters for discussion and writing activities. <input type="checkbox"/> Provide visual support. <input type="checkbox"/> Allow multiple opportunities for discussion. <input type="checkbox"/> Other:	
Recognize and Celebrate Growth	<input type="checkbox"/> Have data chats with students. <input type="checkbox"/> Regularly recognize student progress and help students understand their learning. <input type="checkbox"/> Share student progress with families. <input type="checkbox"/> Other:	

Other Next Steps:

See What Others Are Saying

Jessica H. Atallah @MrsAtallah13

When I saw how well one of my ELL kids did today on Math iReady I almost teared up! Seeing students find success and being so proud of themselves is worth every stressful day of being a teacher! I can't wait to see his reading test score tomorrow! #GARRARDshines #ELL #FullHeart

Christy Aliaga @ChristyAliaga

Yesterday we read and answered questions using a historical article. This morning one of my ELs told me he liked the article so much that he went home and read more about the topic and has a science experiment to show the class today! 🥰🥰 Can you say #DOK4! #ELs_can

To see how other educators are maximizing their
i-Ready experience, follow us on social media!



@myiready



Curriculum Associates



@CurriculumAssoc



iReady



29919.0